

# SJC Home Fund

## FACT SHEET

Created by San Juan County Department of Health and Community Services

### How will the Home Fund be Funded?

Funds are generated by a one-half of one percent tax on the sale price of real estate property.

# .5%

**0.5% Tax**  
on Sale of  
Real Estate

**\$15.2 Million\***  
Generated for  
Affordable  
Housing (over 12  
years)

Leverage **\$48  
Million\*** in Federal,  
State, and Private  
Funds

\*Projected  
Numbers

**70\* New  
Rental  
Units  
Developed**





**152\* New  
Ownership  
Units  
Developed**

**182\*  
Existing  
Rental  
Units  
Preserved**

Over 50% of San Juan County households would be eligible

Read the  
Expenditure Plan  
online at  
[sanjuanco.com/  
896/affordable-  
housing](http://sanjuanco.com/896/affordable-housing)

Households that would be served  
by Home Fund programs:

Household Size	Annual Income
	2018 Values up to \$56,695
	up to \$64,860
	up to \$72,910
	up to \$80,960

Funds generated will be used for  
**development and  
preservation of homes**  
for households earning up to  
moderate income.

Decision to be made by voters on  
**Nov. 6, 2018**

# San Juan County Housing Needs

Created by San Juan County (SJC) Department of Health and Community Services

**Housing** was identified as the:

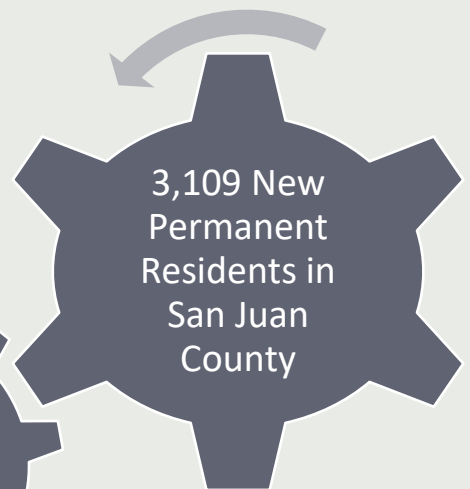
**#3** “extremely important” service

and the

**#2** “very hard to get” service

by San Juan County residents in a 2018 Community Needs Assessment (Opportunity Council)

By 2036,  
there will be:



**18**

Percent of homes in the County are valued at a price considered affordable to SJC households making \$50,000 or less (46% of SJC households)

For households earning \$50,000 or less,

there is **1** affordable rental unit per **2.7** households

**\$170,000**

Disparity between what the average home in SJC sells for and what the average SJC household can afford.

Home ownership in San Juan County was the least affordable in Washington State in 2017.

(According to the Washington Center for Real Estate Research's Housing Affordability Index)

Unless otherwise noted, all data is sourced from the Housing Needs Assessment, which can be found here: [sanjuanco.com/1306/Comprehensive-Plan-Elements](http://sanjuanco.com/1306/Comprehensive-Plan-Elements)