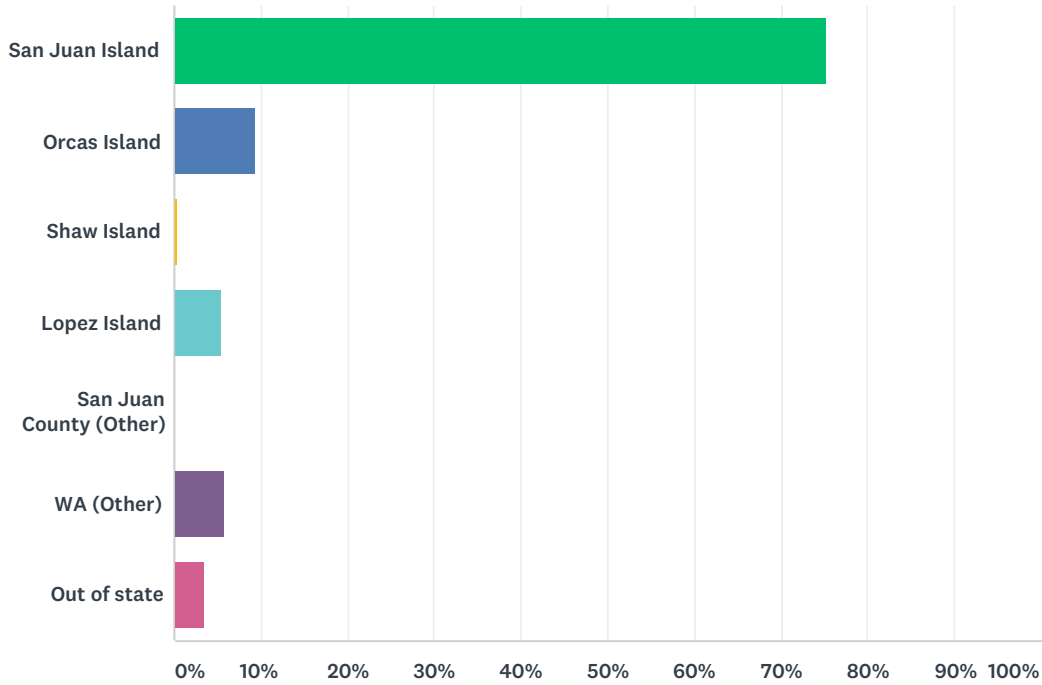


Q1 Where is your primary residence?

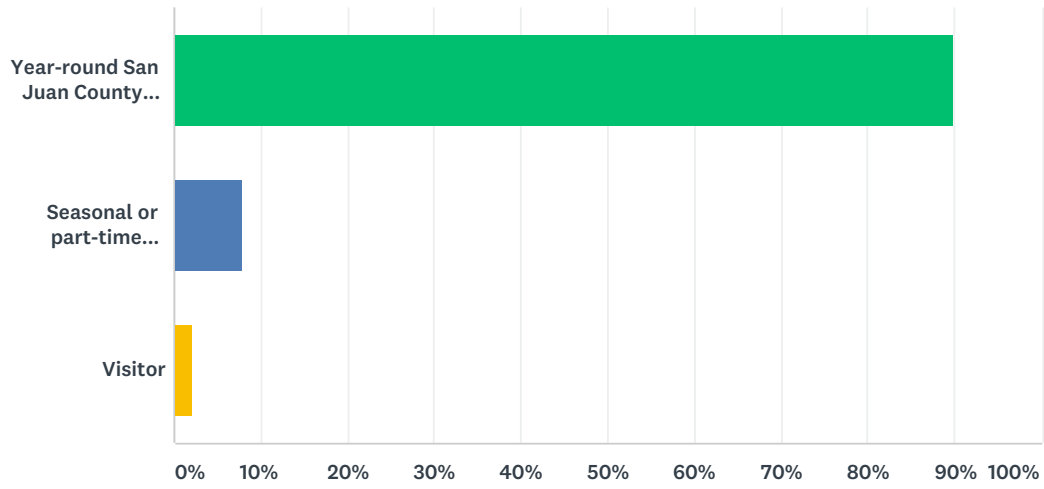
Answered: 307 Skipped: 0



| ANSWER CHOICES | RESPONSES | |
|-------------------------|-----------|------------|
| San Juan Island | 75.24% | 231 |
| Orcas Island | 9.45% | 29 |
| Shaw Island | 0.33% | 1 |
| Lopez Island | 5.54% | 17 |
| San Juan County (Other) | 0.00% | 0 |
| WA (Other) | 5.86% | 18 |
| Out of state | 3.58% | 11 |
| TOTAL | | 307 |

Q2 Which best describes you?

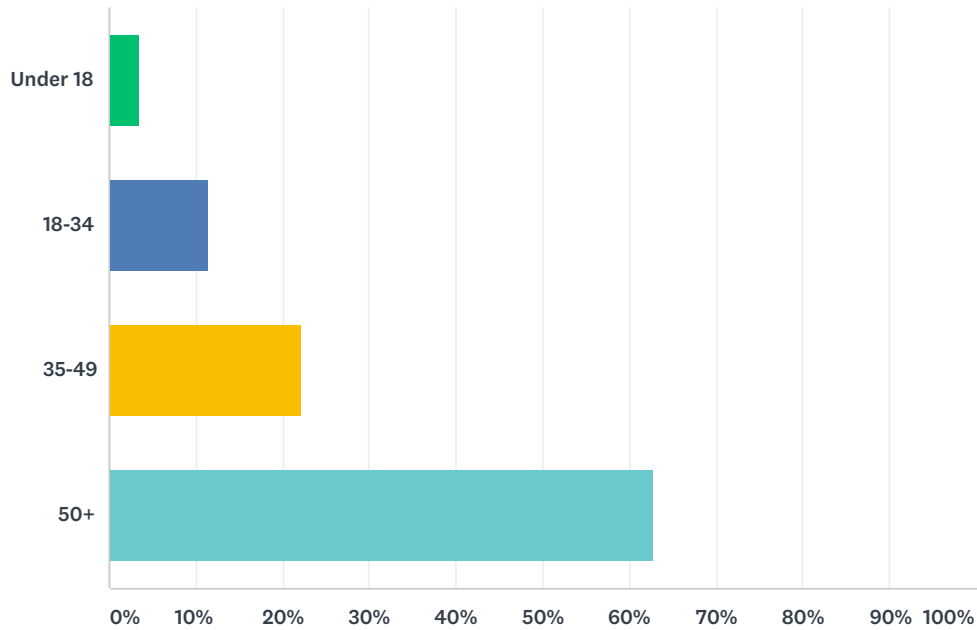
Answered: 290 Skipped: 17



| ANSWER CHOICES | RESPONSES | |
|-------------------------------------|-----------|------------|
| Year-round San Juan County resident | 90.00% | 261 |
| Seasonal or part-time resident | 7.93% | 23 |
| Visitor | 2.07% | 6 |
| TOTAL | | 290 |

Q3 Please select your age:

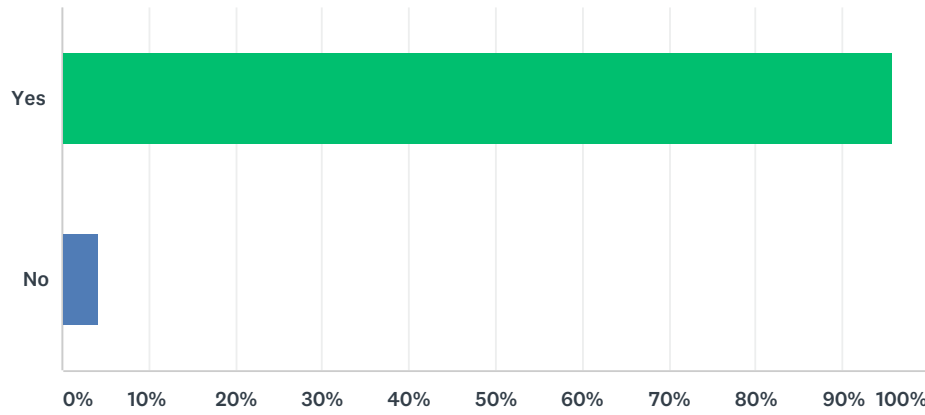
Answered: 306 Skipped: 1



| ANSWER CHOICES | RESPONSES | |
|----------------|-----------|-----|
| Under 18 | 3.59% | 11 |
| 18-34 | 11.44% | 35 |
| 35-49 | 22.22% | 68 |
| 50+ | 62.75% | 192 |
| TOTAL | | 306 |

Q4 Have you ever visited the San Juan County Fairgrounds?

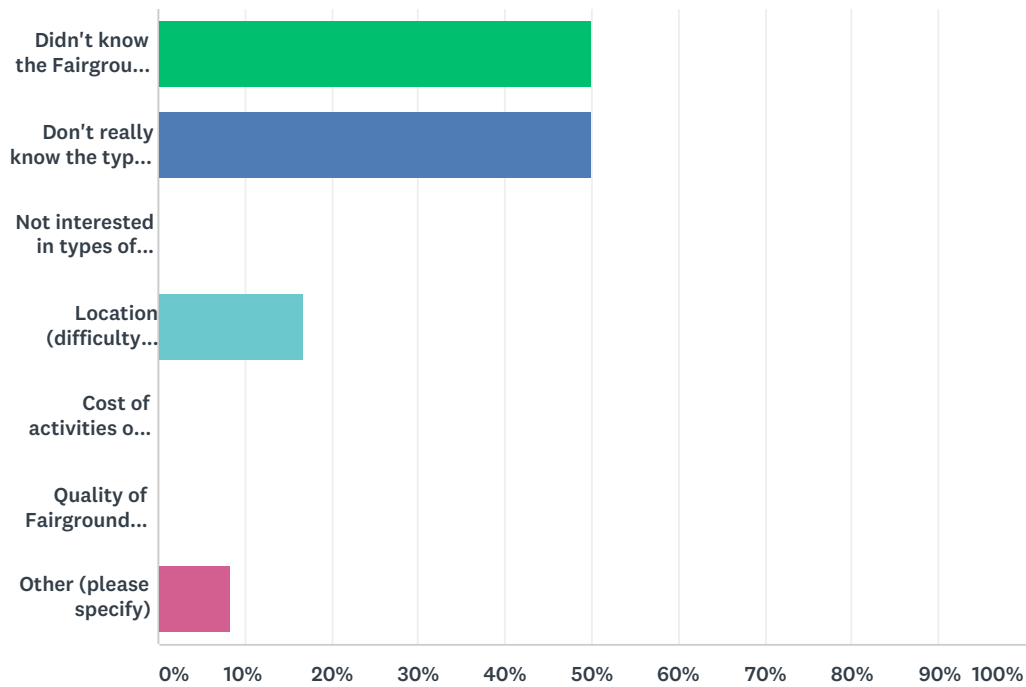
Answered: 306 Skipped: 1



| ANSWER CHOICES | RESPONSES | |
|----------------|-----------|-----|
| Yes | 95.75% | 293 |
| No | 4.25% | 13 |
| TOTAL | | 306 |

Q5 Which factors contribute to you not visiting the Fairgrounds? Select all that apply.

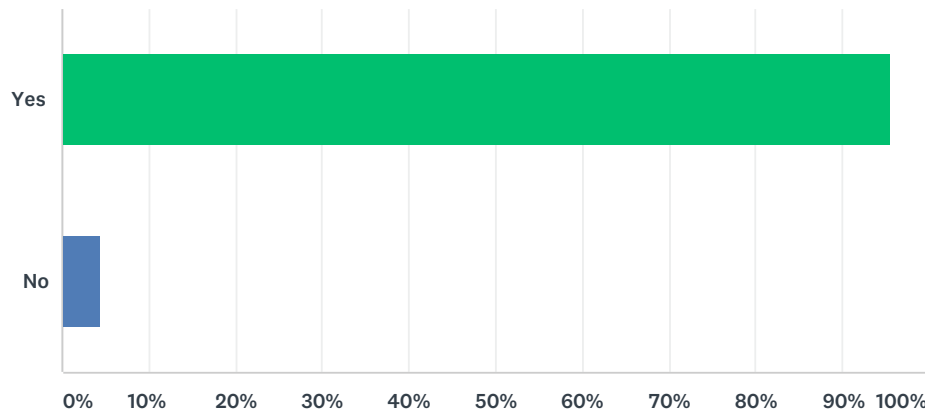
Answered: 12 Skipped: 295



| ANSWER CHOICES | RESPONSES | |
|--|-----------|---|
| Didn't know the Fairgrounds existed | 50.00% | 6 |
| Don't really know the types of activities and amenities available at the Fairgrounds | 50.00% | 6 |
| Not interested in types of activities or events offered | 0.00% | 0 |
| Location (difficulty getting there, cost of travel, etc.) | 16.67% | 2 |
| Cost of activities or events | 0.00% | 0 |
| Quality of Fairground facilities | 0.00% | 0 |
| Other (please specify) | 8.33% | 1 |
| Total Respondents: 12 | | |

Q6 Have you ever attended the San Juan County Fair held every year in August?

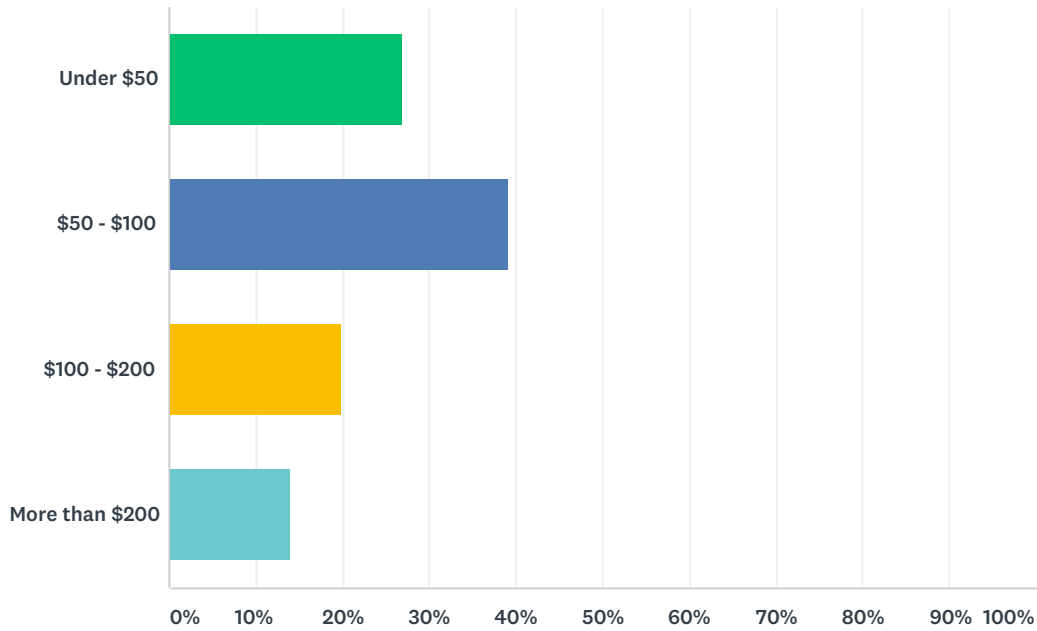
Answered: 294 Skipped: 13



| ANSWER CHOICES | RESPONSES | |
|----------------|-----------|-----|
| Yes | 95.58% | 281 |
| No | 4.42% | 13 |
| TOTAL | | 294 |

Q7 How much do you think you spent on tickets, food, and vendor purchases last time you attended the Fair?

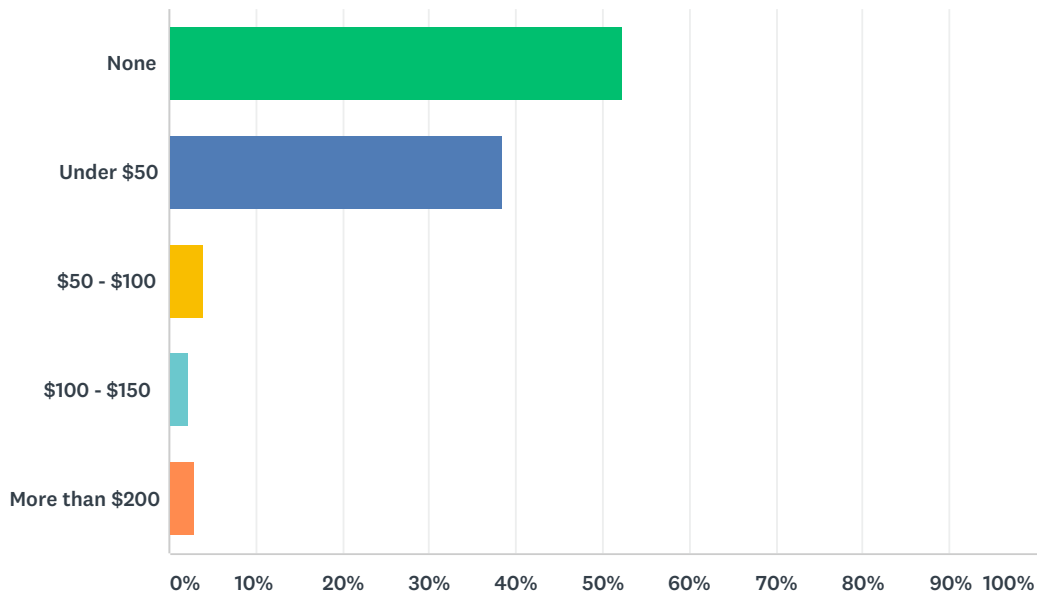
Answered: 278 Skipped: 29



| ANSWER CHOICES | RESPONSES | |
|-----------------|-----------|------------|
| Under \$50 | 26.98% | 75 |
| \$50 - \$100 | 39.21% | 109 |
| \$100 - \$200 | 19.78% | 55 |
| More than \$200 | 14.03% | 39 |
| TOTAL | | 278 |

Q8 How much do you think you spent on other expenses (travel, lodging, etc.) to attend the Fair?

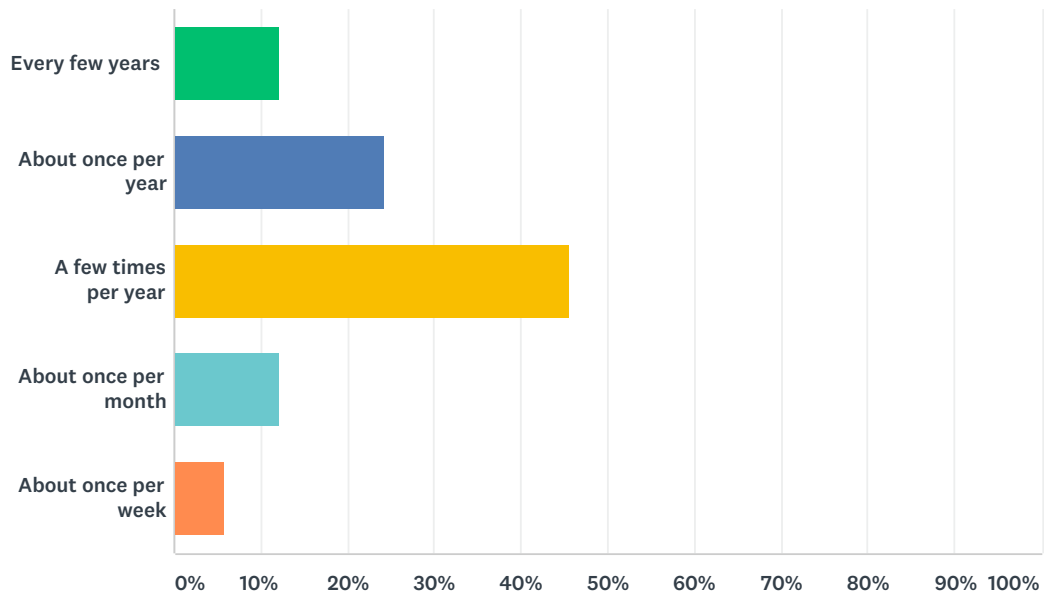
Answered: 270 Skipped: 37



| ANSWER CHOICES | RESPONSES | |
|-----------------|-----------|------------|
| None | 52.22% | 141 |
| Under \$50 | 38.52% | 104 |
| \$50 - \$100 | 4.07% | 11 |
| \$100 - \$150 | 2.22% | 6 |
| More than \$200 | 2.96% | 8 |
| TOTAL | | 270 |

Q9 How often have you visited the Fairgrounds for the Fair or any other reason?

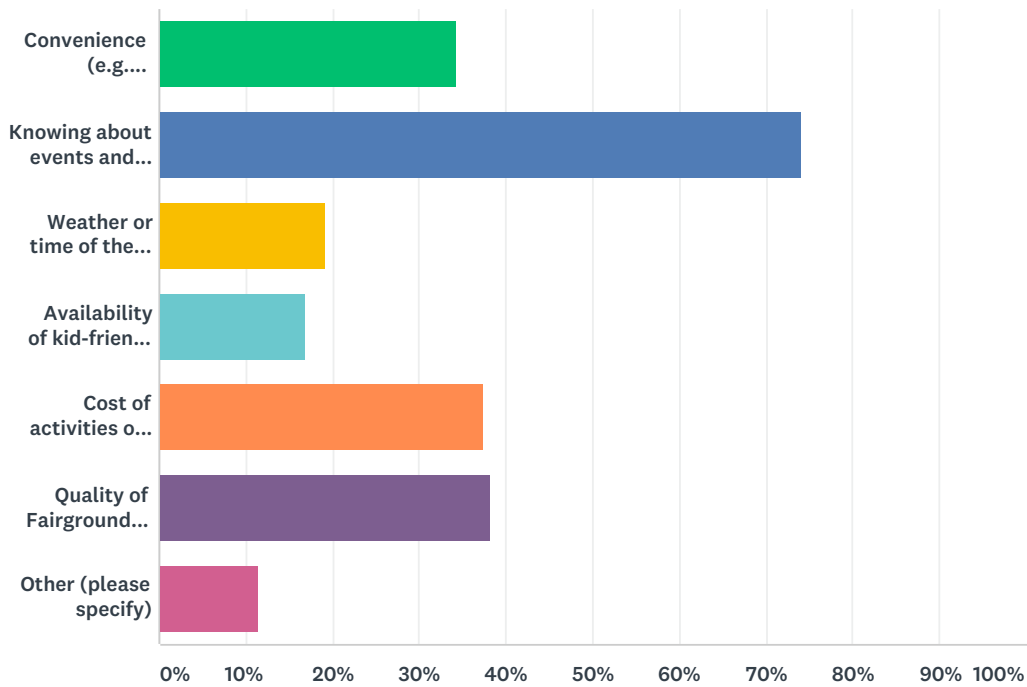
Answered: 289 Skipped: 18



| ANSWER CHOICES | RESPONSES | |
|----------------------|-----------|-----|
| Every few years | 12.11% | 35 |
| About once per year | 24.22% | 70 |
| A few times per year | 45.67% | 132 |
| About once per month | 12.11% | 35 |
| About once per week | 5.88% | 17 |
| TOTAL | | 289 |

Q10 What is most likely to impact whether or not you visit the Fairgrounds? Select all that apply.

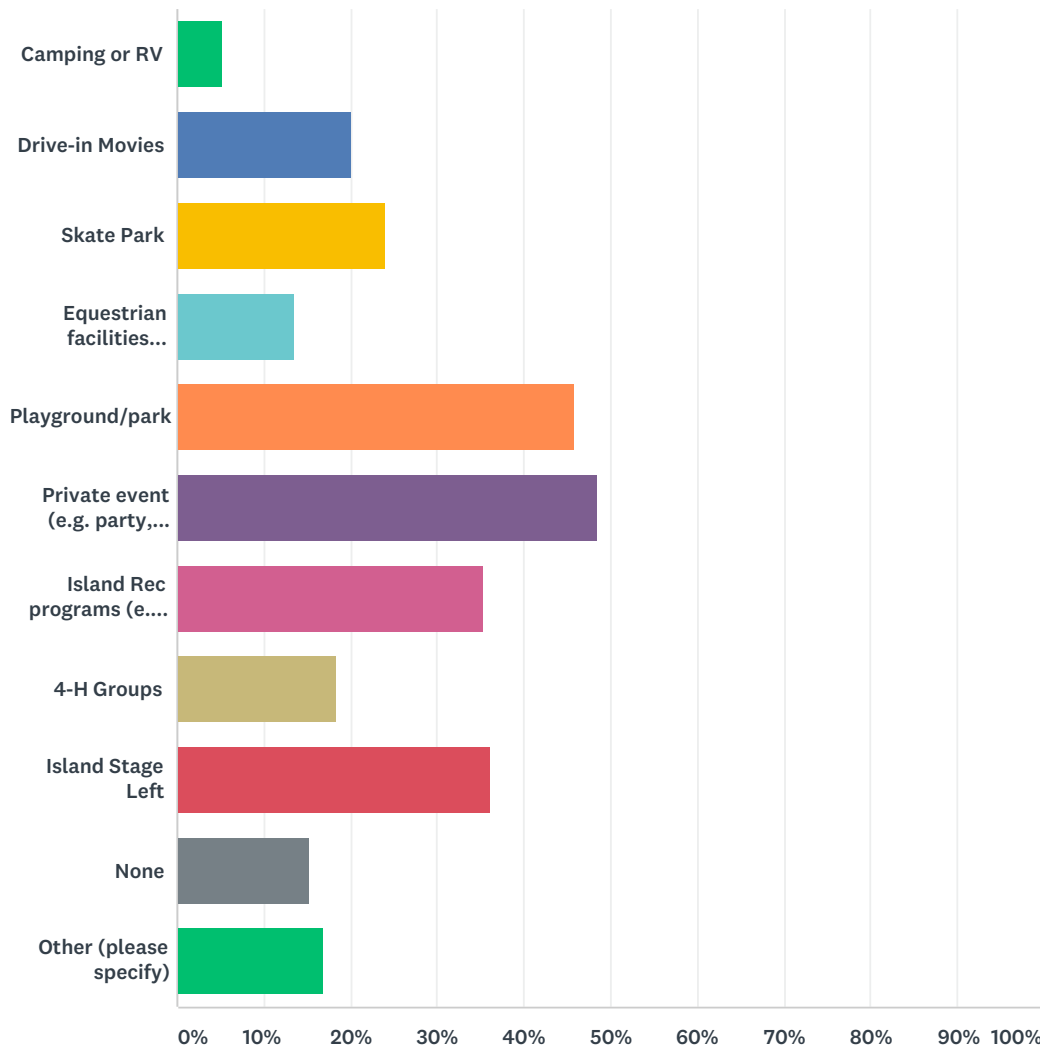
Answered: 285 Skipped: 22



| ANSWER CHOICES | RESPONSES | |
|--|-----------|-----|
| Convenience (e.g. Fairgrounds are close to home; fairgrounds are too far because you live on another island, etc.) | 34.39% | 98 |
| Knowing about events and activities (e.g. seeing notice in newspaper, etc.) | 74.04% | 211 |
| Weather or time of the year (e.g. only visit in the summer) | 19.30% | 55 |
| Availability of kid-friendly facilities or activities | 16.84% | 48 |
| Cost of activities or events | 37.54% | 107 |
| Quality of Fairground facilities | 38.25% | 109 |
| Other (please specify) | 11.58% | 33 |
| Total Respondents: 285 | | |

Q11 Have you ever visited the Fairgrounds for any of the following non-Fair activities? Select all that apply.

Answered: 288 Skipped: 19

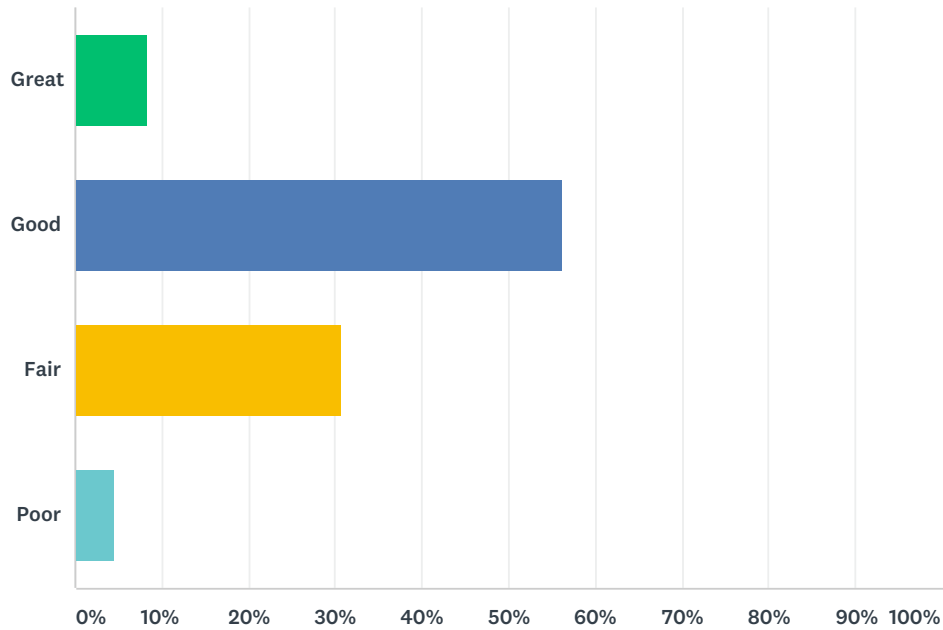


| ANSWER CHOICES | RESPONSES | |
|---|-----------|-----|
| Camping or RV | 5.21% | 15 |
| Drive-in Movies | 20.14% | 58 |
| Skate Park | 23.96% | 69 |
| Equestrian facilities (other than the fair) | 13.54% | 39 |
| Playground/park | 45.83% | 132 |
| Private event (e.g. party, fundraiser, etc.) | 48.61% | 140 |
| Island Rec programs (e.g. Children's Festival, skating, etc.) | 35.42% | 102 |
| 4-H Groups | 18.40% | 53 |
| Island Stage Left | 36.11% | 104 |

| | | |
|------------------------|--------|----|
| None | 15.28% | 44 |
| Other (please specify) | 17.01% | 49 |
| Total Respondents: 288 | | |

Q12 How would you rate the overall facilities at the Fairgrounds?

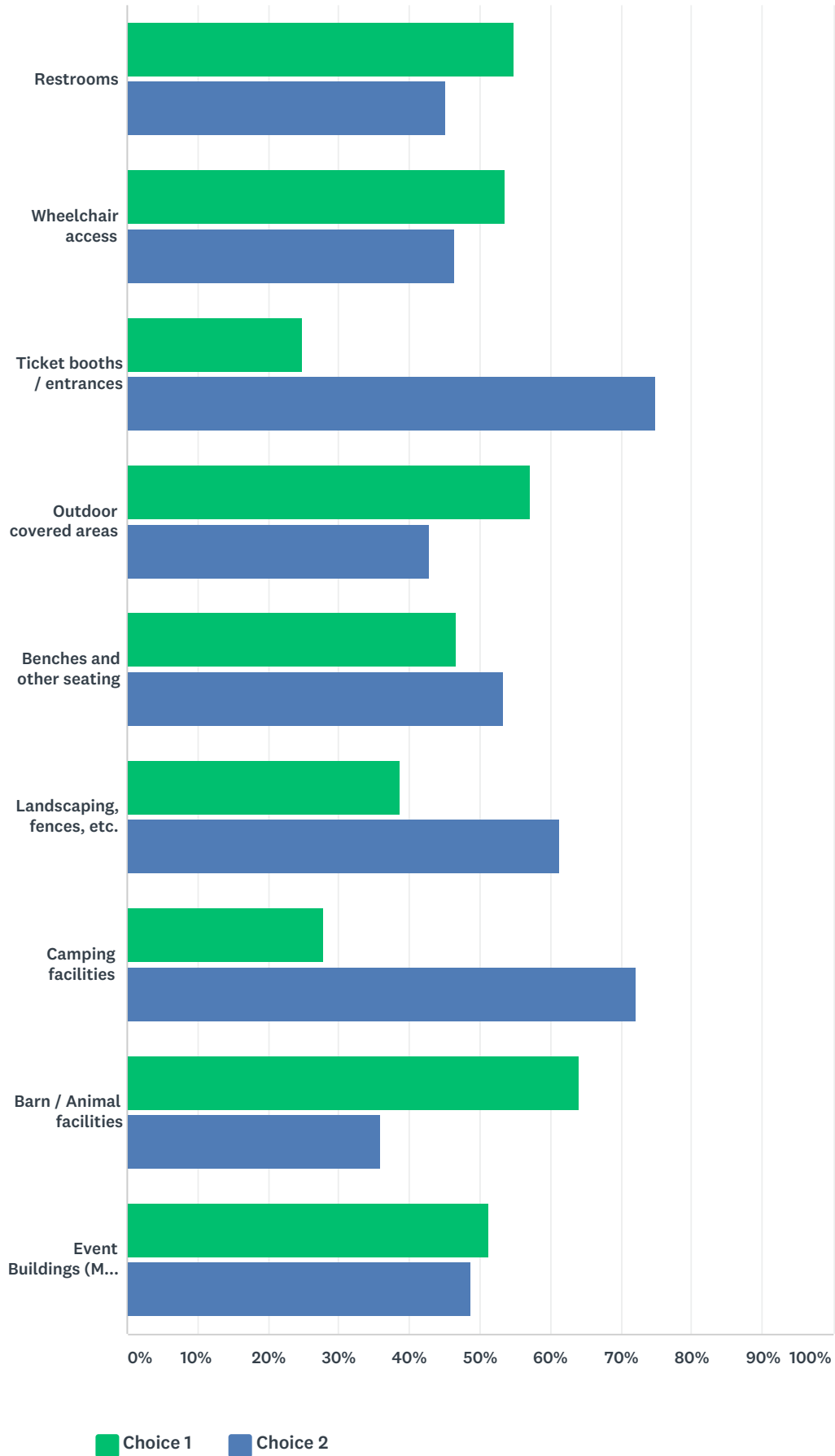
Answered: 286 Skipped: 21



| ANSWER CHOICES | RESPONSES | |
|----------------|-----------|-----|
| Great | 8.39% | 24 |
| Good | 56.29% | 161 |
| Fair | 30.77% | 88 |
| Poor | 4.55% | 13 |
| TOTAL | | 286 |

Q13 The County has a limited annual budget for making improvements at the Fairgrounds. With that in mind, what should be the investment priorities? Choose two options.

Answered: 270 Skipped: 37



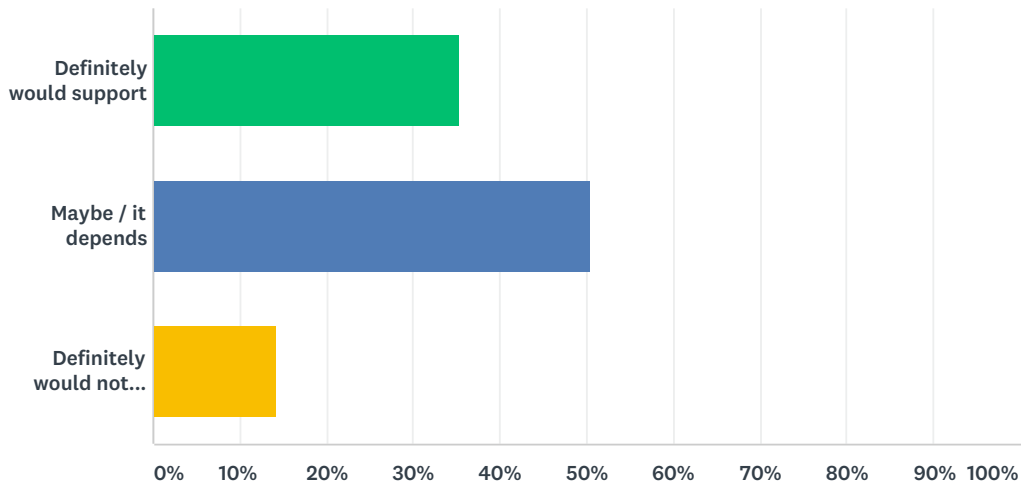
Choice 1 Choice 2

| | CHOICE 1 | CHOICE 2 | TOTAL |
|--|----------|----------|-------|
|--|----------|----------|-------|

| | | | |
|--|--------|--------|-----|
| Restrooms | 54.84% | 45.16% | |
| | 51 | 42 | 93 |
| Wheelchair access | 53.66% | 46.34% | |
| | 22 | 19 | 41 |
| Ticket booths / entrances | 25.00% | 75.00% | |
| | 4 | 12 | 16 |
| Outdoor covered areas | 57.14% | 42.86% | |
| | 60 | 45 | 105 |
| Benches and other seating | 46.67% | 53.33% | |
| | 21 | 24 | 45 |
| Landscaping, fences, etc. | 38.64% | 61.36% | |
| | 17 | 27 | 44 |
| Camping facilities | 27.78% | 72.22% | |
| | 5 | 13 | 18 |
| Barn / Animal facilities | 64.06% | 35.94% | |
| | 41 | 23 | 64 |
| Event Buildings (Main Building, Marie Boe, etc.) | 51.19% | 48.81% | |
| | 43 | 41 | 84 |

Q14 There are currently eight RV rental sites at the Fairgrounds which help generate revenue that sustain the facility. Increasing the number would require upfront facility investment and changing the County code. Do you support the idea of expanding the number of RV sites?

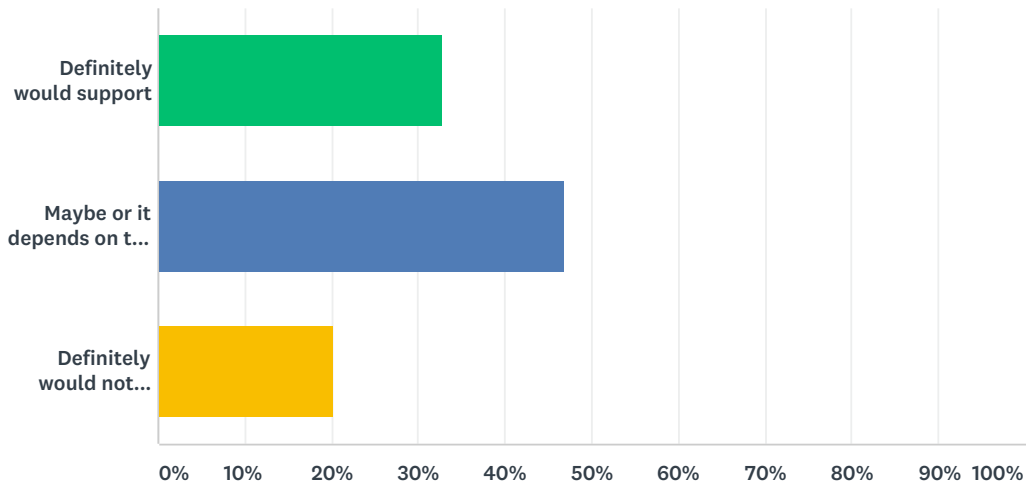
Answered: 297 Skipped: 10



| ANSWER CHOICES | RESPONSES | |
|------------------------------|-----------|-----|
| Definitely would support | 35.35% | 105 |
| Maybe / it depends | 50.51% | 150 |
| Definitely would not support | 14.14% | 42 |
| TOTAL | | 297 |

Q15 The Fairgrounds are located on County-owned land just outside Friday Harbor. Given the limited housing supply on the island, would you support using a portion of the Fairgrounds site for seasonal housing of County employees?

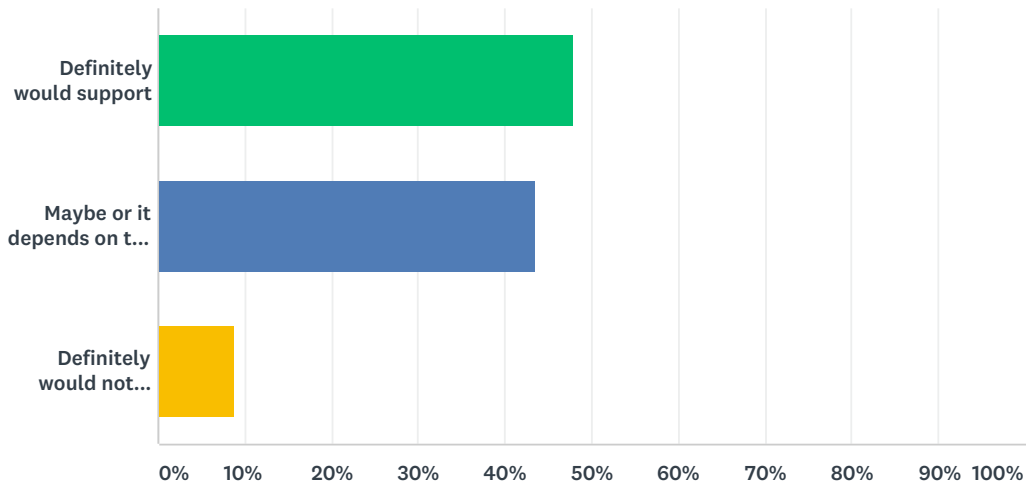
Answered: 296 Skipped: 11



| ANSWER CHOICES | RESPONSES |
|------------------------------------|------------|
| Definitely would support | 32.77% 97 |
| Maybe or it depends on the details | 46.96% 139 |
| Definitely would not support | 20.27% 60 |
| TOTAL | 296 |

Q16 Local organizers, including the Ag Guild, have proposed using Fairground land or facilities for cold storage, commercial kitchens, and similar uses to support farmers, restaurants, and other businesses. Do you support this idea?

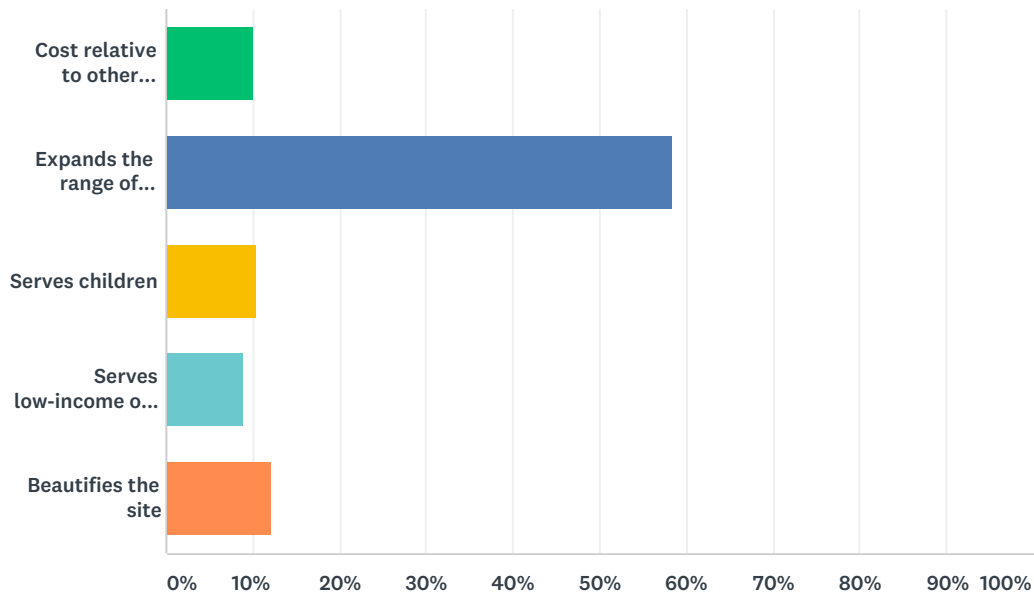
Answered: 297 Skipped: 10



| ANSWER CHOICES | RESPONSES | |
|------------------------------------|-----------|-----|
| Definitely would support | 47.81% | 142 |
| Maybe or it depends on the details | 43.43% | 129 |
| Definitely would not support | 8.75% | 26 |
| TOTAL | | 297 |

Q17 What do you think should be the most important factor for determining which projects should be implemented at the Fairgrounds?

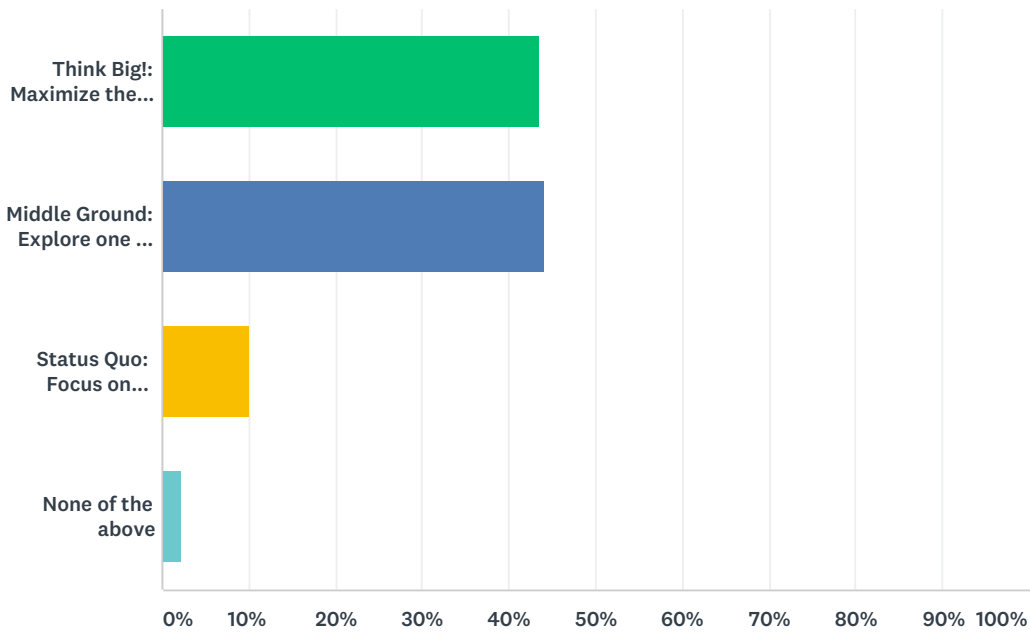
Answered: 298 Skipped: 9



| ANSWER CHOICES | RESPONSES | |
|---|-----------|-----|
| Cost relative to other projects; lowest possible cost is better | 10.07% | 30 |
| Expands the range of existing uses | 58.39% | 174 |
| Serves children | 10.40% | 31 |
| Serves low-income or other under-served populations | 9.06% | 27 |
| Beautifies the site | 12.08% | 36 |
| TOTAL | | 298 |

Q18 Choose which statement best reflects your opinion for updating the San Juan County Fairgrounds Master Plan.

Answered: 267 Skipped: 40



| ANSWER CHOICES | RESPONSES | |
|--|-----------|------------|
| Think Big! Maximize the use of the Fairgrounds in new or non-traditional ways | 43.45% | 116 |
| Middle Ground: Explore one or two new ideas but don't go too wild | 44.19% | 118 |
| Status Quo: Focus on maintaining existing uses and facilities; make repairs and minor improvements as needed | 10.11% | 27 |
| None of the above | 2.25% | 6 |
| TOTAL | | 267 |