

Spring 2001

Sailing Schedule

Effective February 11, 2001
through June 16, 2001



Subject to change without notice.
Schedule No. 182 cancels No. 181

Anacortes / San Juan Islands / Sidney, B.C. Westbound – Daily

	Leave Anacortes	→	Leave Lopez	→	Leave Shaw	→	Leave Orcas	→	Arrive Friday Harbor	→	Arrive Sidney	
	5:35		6:20		7:15 ▲		6:35 ⚓		----		----	
♿	6:10 ⊗		7:00		----		----		7:30		----	
♿	----		----		7:00		7:20		8:10		----	
♿	7:50 ■	<i>No vehicles destined for Orcas loaded</i>						8:50 *		9:40 ^{Dep}		10:55
	8:50		9:35 ▼		10:35 ▲		9:50 ⚓		----		----	
♿	9:35		----		----		----		10:40		----	
♿	----		9:55		10:20		10:45		11:25		----	
♿	----		1:10		12:45 ●		12:30 ●		1:50		----	
	12:10		----		1:05		1:15 ⚓		----		----	
♿	12:35		1:15 ⚓		----		----		----		----	
♿	2:40		----		----		----		3:45		----	
♿	----		3:45		4:10		4:30		5:10		----	
	3:25		4:10 ▼		4:30 ▼		4:40 ⚓		----		----	
♿	5:05		5:55		----		----		6:25		----	
♿	6:00		----		----		7:00		7:40		----	
♿	----		7:05		6:35 ●		----		8:05		----	
	6:35		7:20		7:40		7:50 ⚓		----		----	
♿	8:25 Ex Fri		9:10 Ex Fri		9:25 Ex Fri		9:45 Ex Fri		10:30 Ex Fri		----	
♿	8:25 Fri		9:10 Fri		----		----		9:40 Fri		----	
	9:30 Fri		10:15 Fri		10:30 Fri		10:50 Fri		11:30 Fri		----	
	9:30 SaSu		10:15 SaSu		10:30 SaSu		10:40 SaSu ⚓		----		----	
♿	11:00 Fri		11:55 Fri		----		12:25 Sat		1:05 Sat		----	

Anacortes / San Juan Islands / Sidney, B.C. Eastbound – Daily

Leave Sidney →	Leave Friday Harbor →	Leave Orcas →	Leave Shaw →	Leave Lopez →	Arrive Anacortes
⚡ -----	6:00	-----	-----	6:40	7:20
⚡ -----	6:10	7:20 ▲	6:55 ↴	-----	-----
-----	-----	7:00	7:15	7:45	8:25
⚡ -----	8:05	-----	-----	-----	9:10
⚡ -----	8:25	9:15	9:30	9:50 ↴	-----
-----	-----	10:20 ▼	10:35 ▼	11:05	11:45
⚡ -----	11:10	-----	-----	-----	12:15
⚡ -----	11:40	12:30	12:45	1:05 ↴	-----
⚡ -----	-----	-----	-----	1:35	2:15
⚡ 11:45	1:40 ■	-----	-----	-----	2:45
-----	-----	1:50	2:05	-----	2:55
⚡ -----	2:15	3:05	3:20	3:40 ↴	-----
⚡ -----	4:15	-----	-----	4:55	5:35
-----	-----	5:10 ◆	4:30 ●▼	5:35	6:15
⚡ -----	5:30	6:20	6:35	6:55 ↴	-----
⚡ -----	6:45	-----	-----	-----	7:50
-----	-----	8:05	7:40 ●	-----	8:55
⚡ -----	8:00	-----	-----	8:40	9:20
-----	-----	10:50 SaSu	10:30 ● SaSu	11:15 SaSu	11:55 SaSu
-----	11:40 Fri	10:50 ● Fri	10:30 ● Fri	-----	12:45 Sat

Fauntleroy (West Seattle) / Southworth

Crossing time: Approximately 35 minutes.

Monday through Friday

Leave Fauntleroy

4:35	■♦10:15	3:15	8:40
5:30	11:10	4:20	♦ 9:30
5:55	11:30	4:55	10:10
7:15	11:50	5:30	10:50
8:40	♦ 12:30	6:15	12:30
9:00	1:05	6:55	2:00
9:25	2:45	♦ 7:30	

Leave Southworth

4:45	● 10:20	4:00	♦ 9:25	
5:10	● 11:00	5:00	10:15	♦
6:10	11:55	♦ 5:45	♦ 10:55	
6:40	● 12:15	6:15	11:35	
7:55	● 12:35	6:55	1:15	
9:15	2:00	7:35		
9:45	3:15	8:05	♦	

- Monday through Thursday only.
- Limited vehicle load.
- ♦ Direct route – does not stop at Vashon.

Saturday and Sunday

Leave Fauntleroy

5:25	11:05	3:05	7:55
7:00	11:55	3:50	8:45
7:45	12:45	4:35	9:30
8:35	1:30	5:25	11:00
9:25	2:05	▲♦ 6:00	■♦12:40
10:00	▲♦ 2:20	6:15	2:00
10:15	2:50	■♦ 7:05	

Leave Southworth

4:35	10:15	3:10	7:55	
6:15	11:05	3:50	8:45	
6:55	▲ 11:55	4:35	9:25	▲
7:45	12:45	5:25	10:15	
8:35	1:30	6:15	11:50	♦
9:25	2:15	7:05	1:25	♦

- ▲ Saturday only.
- Sunday only.
- ♦ Direct route – does not stop at Vashon.

Note: Vehicle load limits may be in effect on multiple destination sailings.

Fauntleroy (West Seattle) / Vashon

Crossing time: 15 minutes

Monday through Friday

Leave Fauntleroy

5:30	11:10	4:35	8:25
6:20	11:30	4:55	8:40
6:55	11:50	5:30	9:30
7:55	12:30	5:45	10:10
8:20	1:05	6:15	10:50
9:00	1:25	6:35	11:25
9:25	2:20	6:55	12:30
10:15	3:15	7:55	2:00
10:35	4:05		

Leave Vashon

4:15 ■	8:15	12:55	6:30
5:05	8:30	1:50	7:05
5:30	8:45	2:20	7:15
6:00	9:40	2:45	7:50
6:25 ▲	10:05	3:35	8:55
6:50	10:40	4:30	9:45
7:00	11:00	5:00	10:35 ●
7:20	11:20	5:20	11:55
7:55	12:35	6:10	1:30

Saturday and Sunday

Leave Fauntleroy

5:25	12:15 ▲	4:10 ■	8:20 ■
7:00	12:45	4:20 ▲	8:45
7:45	1:10 ▲	4:35	9:30
8:35	1:30	5:05 ■	10:10 ▲
9:25	1:45 ■	5:25	11:00
10:15	2:20	6:15	12:40
11:05	3:05	7:05	2:00
11:20 ▲	3:25 ▲	7:20 ■	
11:55	3:50	7:55	

Leave Vashon

4:55	11:45 ▲	3:25	7:25
6:35	12:15	3:40 ■	7:50 ■
7:15	12:40 ▲	3:50 ▲	8:15
8:05	1:05	4:10	9:05
8:55	1:15 ■	4:35 ■	9:45 ▲
9:20 ▲	1:35 ▲	4:55	10:35
9:45	1:50	5:30 ■	11:30 ●
10:35	2:10 ■	5:45	1:05 ●
10:50 ▲	2:40	6:35	
11:25	2:55 ▲	6:50 ■	

■ Monday through Thursday only.

● Via Southworth, crossing time 45 minutes

▲ Loads foot passengers only.

▲ Saturday only.

■ Sunday only.

● Via Southworth, crossing time 45 minutes

Note: Vehicle load limits may be in effect on multiple destination sailings.

Southworth / Vashon

Crossing time: 10 minutes.

Monday through Friday

Leave Southworth

4:45	10:20	3:15	9:25
5:10	11:00	4:00 ●	10:15 ●
6:40	12:15	5:00	11:35
7:55	12:35	6:15	1:15
9:15	1:15	6:55	
9:45	2:00	7:35	

Leave Vashon

4:15 ■●	9:50	1:40	9:05
4:50 ◆	10:40	3:40	9:55
5:50	11:35	5:25 ▲	10:35
6:20	11:55	5:55	11:15
7:35	12:15	6:35	12:55
9:25	12:55	7:15	2:20

- Via Fauntleroy.
- Monday through Thursday only.
- ◆ Friday only.
- ▲ Limited vehicle space available.

Saturday and Sunday

Leave Southworth

4:35	10:30 ▲	3:10	7:05
6:15	11:05	3:20 ■	7:55
6:55 ▲	11:55	3:50	8:45
7:45	12:45	4:35	9:25
8:35	1:30	5:25	10:15
9:25	2:15	6:15	11:50 ●
10:15	2:35 ▲	6:30 ■	1:25 ●

Leave Vashon

5:50	10:40	3:30	8:20
6:35 ▲	11:30	4:15	9:10
7:25	12:20	5:00	9:55
8:10	1:10	5:55	11:30
9:00	1:55	6:40	1:05
9:50	2:50	7:35	2:20

- ▲ Saturday only.
- Sunday only.
- Via Fauntleroy, approx. 45 minutes.

Notes: (1) Vehicle load limits may be in effect on multiple destination sailings.

(2) Loading of Vashon destined vehicles will *terminate* 5 minutes prior to printed departure time on all multiple destination sailings.

Seattle / Vashon

Crossing time: 25 minutes

Passenger-Only Ferry Monday through Friday Only

Leave Seattle

6:10	3:00	6:00	8:35
7:35	4:45	7:25	
8:55			

Leave Vashon

5:30	9:35	6:40	9:15
7:00	3:40	8:00	
8:15	5:20		

Notes: (1) Passenger-only service operates Monday through Friday only. There is no weekend service. (2) During commute times, passengers should be ticketed and in line at least 30 minutes prior to the sailing time. (3) In Seattle, all passenger-only activities are located on Pier 50, just south of the auto entrance to the Seattle Ferry Terminal (Colman Dock). (4) Boarding pass may be required for high demand sailings.

Pt. Defiance/Tahlequah

Crossing time: 15 minutes

Daily

Leave Point Defiance

5:55 ●	10:10	3:40	8:10
6:45	11:00	4:35	9:00
7:35	11:55	5:30	10:00
8:25	12:50 ■	6:25	
9:15	2:45	7:20	

Leave Tahlequah

5:30 ●	9:45	3:10	7:45
6:20	10:35	4:05	8:35
7:10	11:25	5:00	9:30
8:00	12:25	5:55	
8:50	1:15 ■	6:50	

- Monday through Friday except Holidays.
- Saturday, Sunday and Holidays only.

Note: Maximum placard vehicle gross weight allowed is 80,000 pounds.

Seattle / Bremerton

Crossing time: 60 minutes

Daily

Leave Seattle

5:10	10:20	4:00	8:50
6:30 ▲	11:40	5:10	10:00 ■
7:40	1:20	6:30	11:10
9:00	2:35	7:40	1:30 ▼

Leave Bremerton

5:15 ▲	10:20	3:50	8:50 ■
6:25	11:40	5:10	10:00
7:45	1:00	6:20	12:20
9:00	2:35	7:40	

▲ Monday through Saturday except Holidays.

■ Sunday and Holidays.

▼ Friday night/Saturday morning and Saturday night/Sunday morning.

Seattle / Bremerton

Crossing time: Approximately 30 minutes

Passenger-Only Ferry

Monday through Friday Only

Leave Seattle

5:55	2:00	5:40	8:10
6:25	3:30	6:15	10:00
8:05	4:30	7:20	12:35 ■
9:30			

Leave Bremerton

5:00	8:45	5:25	8:55
5:40	10:15	6:35	10:55
6:45	2:45	7:10	1:30 ■
7:10	4:50	8:05	

- Sails Sunday night/Monday morning through Thursday night/Friday morning. These sailings do not operate Friday night/Saturday morning or Saturday night/Sunday Morning.

Notes: (1) Passenger-only service operates Monday through Friday only. There is no weekend service. (2) During commute times, passengers should be ticketed and in line at least 30 minutes prior to the sailing time. (3) In Seattle, all passenger-only activities are located on Pier 50, just south of the auto entrance to the Seattle Ferry Terminal (Colman Dock). (4) Boarding pass may be required for high demand sailings.

Seattle/Bainbridge Is.

Crossing time: 35 minutes

Daily

Leave Seattle

6:20	11:25	4:40	9:10
7:00 ▲	12:25	5:25	9:50
7:50	1:15	6:15	10:45
8:40 ■	2:10	7:00	11:15
9:25	3:00	7:45	12:50
10:15	3:50	8:30	2:10

Leave Bainbridge Island

5:30 *	10:10	3:50	8:30
6:20 ▲	11:10	4:35	9:10
7:10	12:20	5:25	9:50
7:50 ■	1:15	6:10	10:30
8:40	2:10	7:00	12:10
9:25	3:00	7:45	1:30

* This sailing will depart at 5:35 on Sunday.

▲ Monday through Friday.

■ Monday through Saturday.

Edmonds/Kingston

Crossing time: 30 minutes

Daily

Leave Edmonds

5:50 ▲	10:45	3:50	8:40
6:30 ●	11:30	4:30	9:20
7:10	12:05	5:10	10:00 ◆
7:55 ▲	12:55	5:50	10:35
8:40	1:30	6:30	11:20 *
9:20	2:30	7:20	11:45
10:10	3:05	7:55	1:00 ■

Leave Kingston

5:10 ▲	10:05	3:10	8:00
5:50 ●	10:50	3:45	8:35
6:30	11:25	4:30	9:20 ◆
7:10 ▼	12:10	5:10	10:00
7:50	12:50	5:50	10:40 *
8:35	1:40	6:30	11:10
9:25	2:15	7:15	12:20 ■

▲ Monday through Saturday except Holidays.

● Monday through Friday except Holidays.

▼ Monday through Saturday and Holidays.

◆ Saturday, Sunday and Holidays.

* Sunday only.

■ Friday night/Saturday morning, Saturday night/Sunday morning and Holidays.

Mukilteo/Clinton – South Whidbey Island

Crossing time: 20 minutes

Daily

Leave Mukilteo

5:05 ■	7:30 ■	10:00	12:30	3:00	5:30	8:00	10:20 ▼
5:35 ■	8:00	10:30	1:00	3:30	6:00	8:25	11:00
6:00	8:30	11:00	1:30	4:00	6:30	9:00	12:00
6:30 ■	9:00	11:30	2:00	4:30	7:00	9:25 ▼	1:05
7:00	9:30	12:00	2:30	5:00	7:35	10:00	

Leave Clinton

4:40 ■	7:00 ■	9:30	12:00	2:30	5:00	7:30	9:50 ▼
5:10 ■	7:30	10:00	12:30	3:00	5:30	8:00	10:30
5:30	8:00	10:30	1:00	3:30	6:00	8:30	11:30
6:00 ■	8:30	11:00	1:30	4:00	6:30	8:55 ▼	12:30
6:30	9:00	11:30	2:00	4:30	7:00	9:30	

■ Monday through Friday except Holidays.

▼ Saturday, Sunday and Holidays only.

Note: Expect a construction schedule for this route through mid February, 2001.

Pt. Townsend/Keystone

Crossing time: 30 minutes

Early Spring Schedule

February 11 through May 12, 2001

Daily

Leave Port Townsend

7:00	11:45	4:15	7:15
8:30	1:15	5:45	8:45
10:00	2:45		

Leave Keystone

7:45	12:30	5:00	8:00
9:15	2:00	6:30	9:30
10:45	3:30		

Pt. Townsend/Keystone

Crossing time: 30 minutes

Late Spring Schedule

May 13 through June 16, 2001

Daily

Leave Port Townsend

7:00	11:45	2:45	5:45
8:30	12:30	3:30	6:30 ●
10:00	1:15	4:15	7:15
10:45 ■	2:00	5:00	8:45

Leave Keystone

7:45	12:30	3:30	6:30
9:15	1:15	4:15	7:15 ●
10:45	2:00	5:00	8:00
11:30 ■	2:45	5:45	9:30

- Except Friday and Sunday.
- Friday and Sunday only.

Extreme tidal conditions may interrupt service on this route. Please call one of the information numbers listed on the back of this schedule, or visit the WSF Internet home page at:

<http://www.wsdot.wa.gov/ferries/>

General Information

Welcome Aboard

Welcome aboard Washington State Ferries. We hope your trip is an enjoyable one. Please take a minute to review a few simple guidelines that will help make your trip a safe one.

Understanding Our Schedule

Times in **color** are for morning (a.m.) departures and in black for afternoon/evening departures. Noon is noted as **12:00 a.m.** and one minute past noon as 12:01 p.m.; midnight is noted as 12:00 p.m. and one past midnight as **12:01 a.m.** The schedule is presented as a sailing day which begins with the first printed sailing time for that day and progresses consecutively through the last printed sailing time. Please pay special attention to any annotation(s) next to a sailing time.

Weekend or Holiday Schedules

The holiday schedule is in effect on the Point Defiance/Tahlequah, Seattle/Bremerton auto ferry, Edmonds/Kingston and Mukilteo/Clinton routes for Memorial Day, May 28. Extra service may be provided for holiday or special event traffic on any of the routes. Please watch

for notices on the vessels or at the terminals. You may also call (206) 464-6400 or 1-888-808-7977 (WA only) for information concerning extra service.

Safety

- Hazardous materials are not allowed aboard a state ferry on scheduled passenger trips except those in compliance with Title 49 Code of Federal Regulations.
- Gasoline and gasoline containers are not allowed on board, except for the gasoline in the internal fuel tank of your vehicle or boat, with one exception: trailered boats may carry two outboard motor fuel tanks of up to six gallons each. All vehicles must have gas caps.
- Regulations require that you shut off and tag all propane tanks prior to boarding, unless they are the primary fuel source for your vehicle. You may carry up to two free-standing propane tanks in addition to those installed in recreation vehicles, not to exceed 100 pounds water equivalent weight each (approximately 25 gallons). All propane tanks must be secured.
- Vehicle engines must be turned off while the vessel is underway. Do not

General Information

restart your car until directed by a crew member.

- Smoking is allowed in designated areas only. No smoking is allowed on the car deck, in vehicles on the car deck, or on the pickle forks. All smoking materials must be extinguished during loading and unloading.

Loading

- Times listed in the schedule are departure times unless otherwise noted. Vessels may cease loading three minutes in advance of sailing, except where noted.

- Walk-on passengers should be on board five minutes prior to departure time.

- Vehicles should be in line at least 20 minutes in advance of sailing time or you *may not be loaded*.

- At night, please use your parking lights, if possible, when loading or unloading.

- Traffic volumes vary greatly; call (206) 464-6400 or 1-888-808-7977 (in WA state) for estimated wait times. To avoid the heaviest weekday traffic, tourists should not travel during weekday

commute periods – eastbound in the morning and westbound in the early evening. Weekends are always busy.

- Vehicles are loaded in order of arrival with a few exceptions. However, vehicles that are over height (7' 6") or over length (20'), including those with tall antennas, may be loaded out of sequence and must pay a surcharge.

- Please return to your vehicle at least 20 minutes prior to scheduled departure time. On some routes, vehicles must be moved frequently while in line. Please monitor your vehicle.

- Seating is first come-first serve. Many of our sailings are quite busy. We ask that customers not save seats or use more than one seat.

- Bicyclists and persons carrying kayaks or canoes should wait near the front of the loading area, since they normally load first. Once on board, secure bikes in the place provided. **Please note:** On the passenger-only ferries, space is limited to ten bicycles per sailing. Crews will direct passengers on placement of kayaks and canoes. When leaving the vessel, please move to the side of the road and watch

General Information

for cars. Shoes with cleats, including bicycle cleats, are not permitted in passenger areas.

- Animals, **except service animals**, are not allowed in terminals, above the car decks or on passenger-only ferry, unless they are in a pet container. Animals that are not people-friendly should be muzzled or transported in a pet container.

If You Need Assistance

If you have a problem while on board one of our vessels, please let a crew member know. We are here to assist if we can.

Lost and Found

Please check that you have all your personal items before departing the ferry. If you should lose something, please contact (206) 515-3439 for assistance.


Fares


- **Children under five** travel free. Youth fares, for passengers ages five through eighteen (5-18), are discounted 30%.
- Passengers and drivers age **65 or older** qualify for a reduced fare; valid proof of age with photo identification is required. Fare does not include vehicle.

- A receipt will be issued for all cash sales. If a receipt is not issued or, if the receipt is different from what you paid, please send a description of the transaction to the address on the back of this schedule, Attn: Audit Office.

- Cash, in-state checks and travelers checks are accepted as payment. No credit card payments are accepted at the toll booth.

- Questions about fares? Please refer to the **Passenger and Vehicle Fares** brochure or call (206) 464-6400 (Seattle area), or 1-888-808-7977 (in WA state)

 **Disabled passengers** may travel at a reduced fare; a Regional Reduced Fare Permit, or other identification which establishes disability at time of travel is required.


Not all terminals and vessels are  accessible. Please contact (206) 464-6400 (Seattle area), or 1-888-808-7977 (in WA state) for travel information.

For information on medical preferential loading, call 1-888-808-7977 (in WA state).

Anacortes / San Juan Islands / Sidney Notes

Please note: Vehicles, bicycles and kayaks not ticketed and in line at least 20 minutes prior to printed departure time *may not be loaded*. Vessel loading will stop two minutes prior to departure time and final preparations begun. Not all vessels are fully accessible for persons with disabilities.

 Green Shade: International Run


 Blue Shade: Interisland traffic only

Ex Fri Operates daily *except* Friday.


Fri Operates Friday *only*.

Sat Operates Saturday *only*.

SaSu Operates Saturday and Sunday *only*.

 Regularly assigned vessel is elevator equipped.

Dep Time is *Departure* time.

 Time is *Arrival* time.

Westbound Notes

⊗ Priority loading for Friday Harbor vehicles. Lopez vehicles with trailers may not be loaded.

■ Priority for Sidney, B.C. vehicles ticketed and in line not later than **7:20 a.m.** *No vehicles destined for Orcas will be loaded*; foot passengers permitted.

* Orcas vehicles destined to Friday Harbor may be limited due to loading limitations associated with international traffic; foot passengers permitted.

▲ Unloads westbound traffic on eastbound sailing.

◆ Priority loading, *Saturday and Sunday only*, for Friday Harbor vehicles ticketed and in line not later than **8:05 p.m.**

● Loads westbound traffic on eastbound sailing.

▼ No inter-island vehicles loaded.

Eastbound Notes

▲ Unloads eastbound traffic on westbound sailing.

■ All passengers boarding in Friday Harbor and their belongings are subject to U.S. Customs and Immigration inspections.

◆ Beginning Sunday, May 13, inter-island vehicles greater than 20 feet long or 7 feet 4 inches tall will not be loaded at Orcas.

● Loads eastbound traffic on westbound sailing.

▼ No inter-island vehicles loaded.

Special Travel Notes: Anacortes / Sidney, B.C. Route

Travel to the San Juans

If you are planning a visit to the San Juan Islands, you should know that overnight accommodations are limited. If you go to the San Juans without prearranged accommodations, you may have to return the same day.

Reservations

Vehicle reservations are *recommended* to travel from Orcas Island and Friday Harbor to Sidney, B.C. and are also available, but not required, on sailings between Anacortes and Sidney, B.C. These reservations must be made at least 24 hours in advance by calling (206) 464-6400 (Seattle area), or 1-888-808-7977 (in WA state).

Important Note

Spaces on the ferries are apportioned to the various islands, so boats sailing to multiple destinations may depart with empty space. Peak traveling times from Anacortes are from 10 am to 6 p.m. weekdays and all day Friday and Saturday. Arrive at least 60 minutes in advance (two hours on Fridays and Saturdays) if you are bringing a vehicle on board. Peak traveling times from the San Juans eastbound are from 8 am to 6 p.m. daily and all day Sunday, after 10 am. Arrive at least 90 minutes in advance and expect overloads. If you are planning to

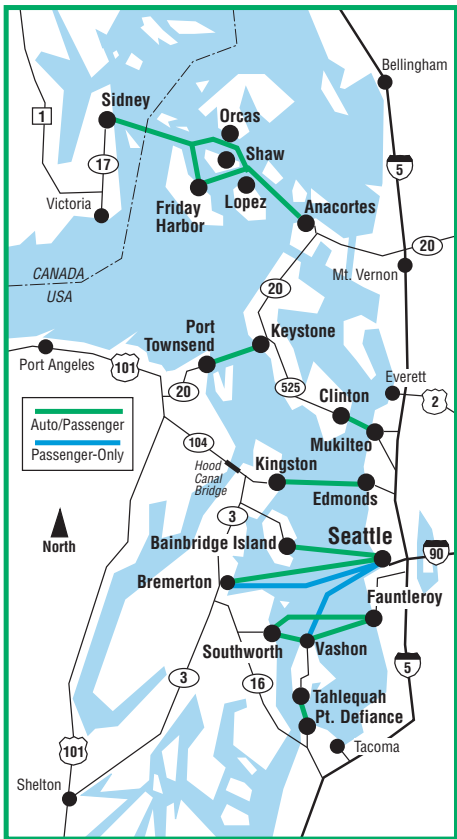
park your vehicle in Anacortes and walk on the vessel, please arrive 60 minutes before sailing time to allow adequate time to find parking and walk to the terminal.

International Travel and Customs

Visitors traveling to and from Canada are subject to U.S. and Canada Immigration and Customs inspections. **Immigration:** The best proof of citizenship is either a valid passport or a birth certificate with photo identification. (Note: A driver's license, social security card, or voter registration card are *not* proof of citizenship.) If you are not a U.S. citizen, but are a permanent resident, you must have an alien resident card (green card). Children under the age of 18 not accompanied by an adult need proof of citizenship and a notarized letter from their parent or guardian giving permission to enter the U.S. or Canada. **Customs:** Vehicles and baggage are subject to inspection. Articles you bring into either country are subject to being taxed. Contacts: U.S. Customs: (206) 553-4676; U.S. Immigration: 1-800-375-5283; Canadian Customs: (604) 535-9754; Canadian Immigration: (604) 535-5450.

Note: Unaccompanied vehicles (i.e., vehicles without drivers) are not permitted on international sailings.

Route Map





Welcome Aboard!

Here are some important phone numbers you should know:

Schedule Information

WSF in Washington State:

Seattle (206) 464-6400

1-888-808-7977 (WA only)

1-800-84-FERRY (WA only) Automated

WSF in Sidney , British Columbia:

(250) 381-1551 or (250) 656-1531

Schedule Information via Internet

<http://www.wsdot.wa.gov/ferries/>

Hood Canal Bridge

1-800-419-9085

Americans with Disabilities Act (ADA) Information

If you would like copies of this document in an alternative format, please call Washington State Telecommunications Relay Service TTY at 1-800-833-6388, or Tele-Braille a 1-800-833-6385, or Voice at 1-800-833-6384 and ask to be connected to (360) 705-7097.



Washington State Department of Transportation

Washington State Ferries

2911 2nd Avenue

Seattle, Washington 98121-1012



Printed in the USA on recycled/recyclable paper.

G 0012-0800 1.75 M